



# Bi Mapper

## Veterinary Diagnostics



Bio-Mapper  
Technology

# Canine Disease Test

**CDV** Ag Test  
**CIV** Ag Test  
**CCV** Ag Test  
**CPV** Ag Test  
**CCV/CPV** Ag Test



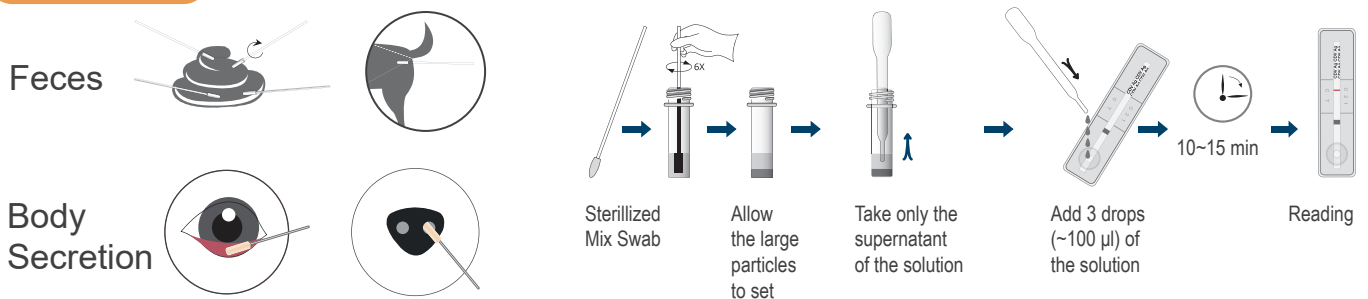
## Sample

CDV CIV: Feces | CCV CPV CCV/CPV: Body Secretion

## Material Provided

- Test devices individually foil-pouched with a desiccant : 10units
- Assay solution in tube(1mL/tube) : 10units
- Disposable dropper : 10units
- Swab : 10units
- Instruction manual for use : 1 piece

## Procedure



## Interpretation of the Results

**Single Test**

C	T
Negative	
Positive	Positive
Invalid	Invalid

**Combo Test**

C	T2	T1
Negative		
CCV Ag Positive	Positive	
CPV Ag Positive		Positive
CCV/CPV Ag Positive	Positive	Positive
Invalid	Invalid	Invalid

# Feline Disease Test

**FPV** Ag Test

**FCOV** Ag Test

**FCH** Ag Test

**FHV** Ag Test



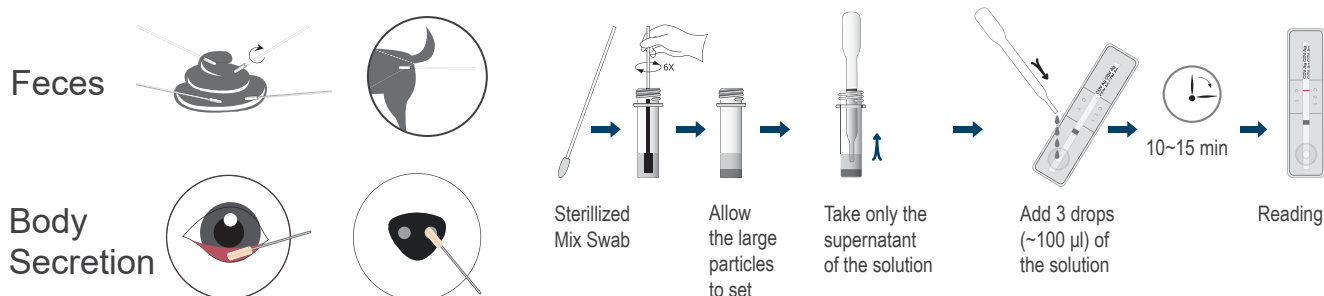
## Sample

FPV FCOV: Feces | FCoV FHV: Body Secretion

## Material Provided

- Test devices individually foil-pouched with a desiccant : 10units
- Assay solution in tube(1mL/tube) : 10units
- Disposable dropper : 10units
- Swab : 10units
- Instruction manual for use : 1 piece

## Procedure



## Interpretation of the Results

**Single Test**



Negative



Positive



Invalid



# Infections Disease Test

## Canine

**CDV**    **Ab Test**  
**CPV**    **Ab Test**

## Feline

**FIV**    **Ab Test**  
**FeLV**    **Ag Test**  
**FIV**    **Ag/Ab Test**  
**FeLV Ag \ FIV Ab**    **Test**

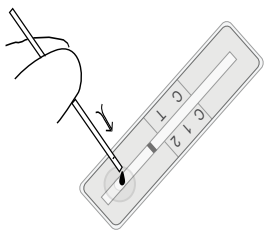
### Sample

Whole Blood    Serum    Plasma

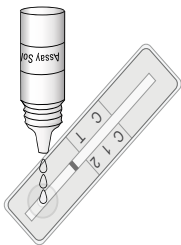
### Material Provided

- Test devices individually foil-pouched with a desiccant : 10units
- Assay solution in tube(1mL/tube) : 10units
- Disposable dropper : 10units
- Instruction manual for use : 1 piece

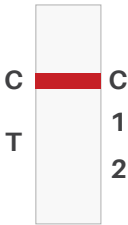
### Procedure



Load 1 drop (10µl) of specimen



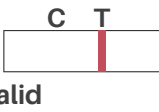
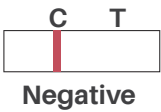
Add 3 drops Reading of assay solution



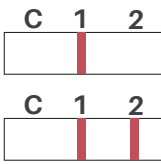
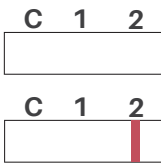
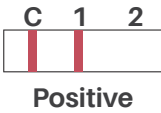
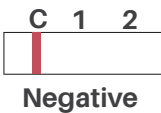
Reading

### Interpretation of the Results














#### Single Test



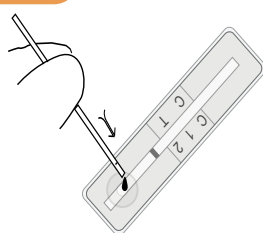
#### Combo Test



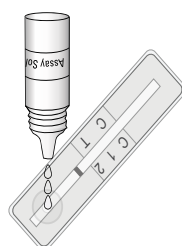
# Parasitic Disease and Others

Item	Specimen		
Toxo IgG/IgM	WB/S/P		
Leishmania Antibody	WB/S/P		
Leishmania IgG/IgM	WB/S/P		
Leptospira Antibody	WB/S/P		
Leptospira IgG/IgM	WB/S/P		
CPV Antibody	WB/S/P		
CDV Antibody	WB/S/P		
CPV/CDV Antibody	WB/S/P		
CHW Antigen	WB/S/P		
FPV Antibody	WB/S/P		

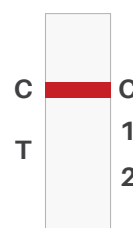
## Procedure



Load 1 drop (10µl)  
of specimen



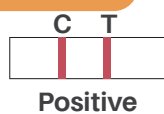
Add 3 drops Reading  
of assay solution



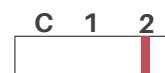

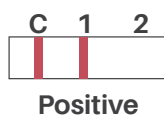
Reading

## Interpretation of the Results

### Single Test




### Combo Test



Invalid

# Economic Animal Rapid Test



PEDE IgA Ab  
PRV / ADV gB Ab  
CSFV Ab  
ASFV Ab  
PRRS Ab  
Hydatid Disease Ab



IBR gE Ab  
IBR gB Ab  
BVDV P80 Ab  
FMDV Ab



Qrf Ab  
PPR Ab

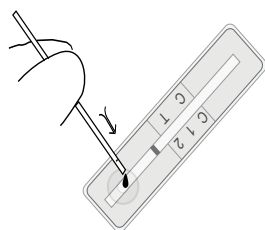
## Sample

Whole Blood Serum Plasma

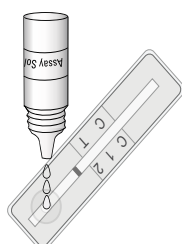
## Material Provided

- Test devices individually foil-pouched with a desiccant : 10units
- Assay solution in tube(1mL/tube) : 10units
- Disposable dropper : 10units
- Instruction manual for use : 1 piece

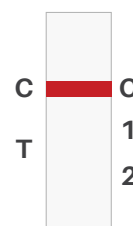
## Procedure



Load 1drop (10µl)  
of specimen



Add 3 drops Reading  
of assay solution



Reading

## Interpretation of the Results

### Single Test



Negative



Positive



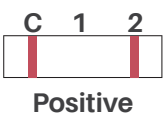
Invalid



### Combo Test



Negative




Positive



Positive



Positive



Invalid



Invalid

Invalid

Invalid

# Economic Animal Rapid Test

Item	Specimen
------	----------

PEDE IgA Antibody	WB/S/P
-------------------	--------


PRV / ADV gB Antibody	WB/S/P
-----------------------	--------

CSFV Antibody	WB/S/P
---------------	--------

ASFV Antibody	WB/S/P
---------------	--------

PRRS Antibody	WB/S/P
---------------	--------

Hydatid Disease Antibody	WB/S/P
--------------------------	--------



Item	Specimen
------	----------

IBR gE Antibody	WB/S/P
-----------------	--------

IBR gB Antibody	WB/S/P
-----------------	--------

BVDV P80 Antibody	WB/S/P
-------------------	--------

FMDV Antibody	WB/S/P
---------------	--------



Item	Specimen
------	----------

Qrf Antibody	WB/S/P
--------------	--------

PPR Antibody	WB/S/P
--------------	--------





# COMPANY PROFILE

Ningbo Bio-Mapper Biotechnology Co.,Ltd is a biological high-tech enterprise initiated by a group of post-80s and post-90s. We aim to “improve the quality of life, create a green attitude to life”, through a variety of business cross-modality, providing customers with personalized quality service, building for customers The same R & D platform and production platform, through trust communication, resource sharing and other ways to provide customers with fast and quality designated services.







Bio-Mapper  
Technology



**Ningbo Bio-Mapper Biotechnology Co., Ltd.**

Tel: 0574-27998736

E-mail: [biomapper@vip.sina.com](mailto:biomapper@vip.sina.com)

Website: [www.bio-mapper.com](http://www.bio-mapper.com)

Address: 2nd Floor, No. 1 building, No. 618 Changxing Road,  
Jiangbei District, Ningbo, CN.